








UNIVERSITY OF MINNESOTA

Driven to Discover®

Crookston Duluth Morris Rochester Twin Cities

The University of Minnesota System has five distinct campuses—**Crookston, Duluth, Morris, Rochester, and Twin Cities**—serving all regions of the state. Each campus has unique strengths, enriched by its surrounding communities. We focus on meeting the needs of each student, supporting them through world-class programming, academics and hands-on experiences. Four years later, they are ready to take on local and global challenges in their first professional job or in advanced degree coursework. #UMNProud.

	CROOKSTON	DULUTH	MORRIS	ROCHESTER	TWIN CITIES
Mascots	Eagles 	Bulldogs 	Cougars 	Raptors 	Gophers 
Undergraduates	1,600	8,084	1,400	646	30,907
Graduate & professional students	N/A	833	N/A	192	15,768
Campus location and setting	<ul style="list-style-type: none"> Population 7,794 Located in northwest Minnesota along the Red Lake River Benefits of small town charm and a close-knit campus with access to lakes, rivers, outdoor activities, and bigger city features/attractions 	<ul style="list-style-type: none"> Population 279,000 Located on the western shore of Lake Superior Benefits of city life, with endless access to the great outdoors and the North Shore 	<ul style="list-style-type: none"> Population 5,400 Located along the scenic Pomme de Terre River Benefits of a small, friendly community with access to abundant outdoor activities 	<ul style="list-style-type: none"> Population 219,802 Located in southeast Minnesota Home to Mayo Clinic, health care innovation, more than 85 miles of hiking and biking trails and abundant entertainment options 	<ul style="list-style-type: none"> Population 3.6 million Home to 16 Fortune 500 companies Easy access from campus to lakes, work at corporate and state government internships, pro-sporting events, and shopping at the country's largest mall
Academic profile	<ul style="list-style-type: none"> High School GPA middle 50% range:* 2.58–3.07 ACT Composite Score middle 50% range: 18–24 	<ul style="list-style-type: none"> High School GPA middle 50% range:* 3.3–3.8 ACT Composite Score middle 50% range: 21–26 	<ul style="list-style-type: none"> High School GPA middle 50% range:* 3.4–3.9 ACT Composite Score: 22–27 	<ul style="list-style-type: none"> High School GPA middle 50% range:* 3.4–3.9 ACT Composite Score middle 50% range: 22–29 	<ul style="list-style-type: none"> High School rank percentile middle 50% range:* 78–95 ACT Composite Score middle 50% range: 28–33 SAT middle 50% range: 1330–1480
ACT/SAT scores are not required.					
Array of Academic Programs	<ul style="list-style-type: none"> 36 on campus majors, 17 online majors, and 30 minors Fields include areas of agriculture; natural resources; business; humanities, social sciences & education; and math, science and technology 	<ul style="list-style-type: none"> 89 majors and 71 minors Fields include business, engineering, physical and biological sciences, teacher education, social sciences, fine arts and liberal arts 	<ul style="list-style-type: none"> 34 majors and 35 minors Fields include Native American and Indigenous studies, computer science, sport management, environmental studies, data sciences, and sustainability leadership, as well as pre-professional programs. 	<ul style="list-style-type: none"> Preparation for health sciences and health professions: patient care, business and leadership, resilience, well-being and mental health, research, public policy and global health and emerging tech Limited access programs in Nursing, PA, and Respiratory Care 	<ul style="list-style-type: none"> 150 majors and 140 minors Eight first-year admitting colleges—business, education, engineering, design, liberal arts, agriculture, natural resources, and nursing

*Middle 50% of first-time, first-year students enrolled in fall 2019, meaning 25% of students were below this range and 25% were above; some programs may admit at a more competitive level.



Campus and student characteristics

	CROOKSTON	DULUTH	MORRIS	ROCHESTER	TWIN CITIES
Campus and student characteristics	<p><i>First-time, first-year students in an average year:</i></p> <ul style="list-style-type: none"> • Living on campus: 87% • Students of color: 20% • Student organizations: 40 • NCAA Division II sports: 12 • NCEA and IHSA Equestrian Programs • ACHA Hockey Program • USA College Clay Target League Trap Shooting 	<p><i>First-time, first-year students in an average year:</i></p> <ul style="list-style-type: none"> • Living on campus: 92% • Students of color (including American Indian): 15% • Student organizations: 200+ • NCAA Division I & II sports: 16 	<p><i>First-time, first-year students in an average year:</i></p> <ul style="list-style-type: none"> • Living on campus: 95% • American Indian Students and students of color: 38% • Student organizations: 125 • NCAA Division III teams: 19 	<p><i>First-time, first-year students in an average year:</i></p> <ul style="list-style-type: none"> • 22% of first year students participate in a Living Learning Community • Living on campus: 75% • Students of color: 42% • Student organizations: 30 • Intramural sports only 	<p><i>First-time, first-year students in an average year:</i></p> <ul style="list-style-type: none"> • Living on campus (*2019): 86.3% • Students of color: 26.5% • Student organizations: 900+ • NCAA Division I teams: 22
MN resident tuition and fees¹	\$12,514	\$ 13,576	\$13,848	\$13,032	\$15,368
MN resident cost²	\$25,086	\$25,614	\$25,562	\$28,426	\$29,684
Nonresident tuition + fees³	\$12,514	\$18,776	\$15,940	\$13,032	\$33,958
Fall semester priority application deadline for full admission and scholarship consideration	<ul style="list-style-type: none"> • New high school and new transfer applicants: rolling admission until Aug. 1 	<ul style="list-style-type: none"> • New high school applicants: Dec. 15, with rolling admission on a space-available basis until Aug. 1 • New transfer applicants: June 15, with rolling admission on a space-available basis until Aug. 1 	<ul style="list-style-type: none"> • New high school applicants: Dec. 15, with rolling admission on a space-available basis until Aug. 1 • New transfer applicants: June 15, with rolling admission on a space-available basis until Aug. 1 	<ul style="list-style-type: none"> • New high school applicants: scholarship consideration and limited access programs (Nursing, PA and Respiratory Care) Dec 1. • New transfer priority deadline: Feb. 1 	<ul style="list-style-type: none"> • New high school applicants: Nov. 1: Early Action I Deadline with a decision guaranteed by Jan. 31 • Dec 1: Early Action II Deadline with a decision guaranteed by Feb. 15. • Jan. 1: Regular Decision with a decision guaranteed by March 31 • New transfer students: Feb. 1 for Fall Term; Space-available basis until June 1

The University of Minnesota is committed to making our world-class education a great value for Minnesota families. Under the University of Minnesota Promise Scholarship (U Promise), eligible Minnesota resident undergraduates with a family income of up to \$120,000, who enroll at any of the University's five campuses, will be guaranteed a U Promise Scholarship. Students must complete the Free Application for Federal Student Aid (FAFSA) to be eligible.

¹ Estimated costs for 2021-2022 academic year. Will vary by student and program of enrollment. Before financial aid and scholarships: per year for full-time enrollment

² Estimated costs for 2021-2022 academic year. Will vary by student and program of enrollment. Before financial aid and scholarships: includes tuition, fees, room and board, books, supplies, and miscellaneous expenses

³ Estimated costs for 2021-2022 academic year. Will vary by student and program of enrollment. Before financial aid and scholarships: per year for full-time enrollment

The University has [reciprocity agreements](#) with the states of Wisconsin, North Dakota, South Dakota, and the province of Manitoba, Canada. Resident of any of these states or province may qualify for reciprocity tuition rates, which are lower than nonresident tuition rates and, in some cases, comparable to resident rates. In addition, Duluth and Morris campuses participate in the [Midwest Student Exchange Program](#), which allows residents of Illinois, Indiana, Kansas, Missouri, Nebraska, or Ohio to attend at a discounted rate. Costs are estimated for planning purposes. Final housing and fees are estimates and will be determined each summer prior to the new academic year by the Board of Regents. For updated costs, please reference each campus [OneStop](#) website.